

This information is for promotional purposes only. Space considerations may require information to be omitted. Always refer to the actual package for complete label verbiage. This product may not yet be available or approved for sale or use in your area.

PROPICONAZOLE 14.3 SELECT™

FUNGICIDE

**BROAD SPECTRUM AND SYSTEMIC DISEASE CONTROL
FOR TURF AND ORNAMENTALS AND A *FLARE ROOT
INJECTED SYSTEMIC FUNGICIDE FOR CONTROL OF
SELECTED DISEASES IN TREES *FLARE ROOT-INJECTED
USES NOT REGISTERED FOR USE IN CA.**

ACTIVE INGREDIENT:	% BY WT.
Propiconazole:	14.30%
OTHER INGREDIENTS:	85.70%
Total	100.00%


PROPICONAZOLE 14.3 SELECT contains 1.3 lbs. of active ingredient per gallon.

**KEEP OUT OF REACH OF CHILDREN
CAUTION**

Si usted no entiende la etiqueta, busque a alguien para que se la explique a usted en detalle.
(If you do not understand the label, find someone to explain it to you in detail.)



This product is manufactured by:
Prime Source, LLC
4609 E. Boonville-New Harmony Road
Evansville, IN 47725




This information is for promotional purposes only. Space considerations may require information to be omitted. Always refer to the actual package for complete label verbiage. This product may not yet be available or approved for sale or use in your area.

PROPICONAZOLE 14.3 SELECT™

FUNGICIDE

FIRST AID	
IF SWALLOWED:	<ul style="list-style-type: none">• Call a poison control center or doctor immediately for treatment advice.• Have person sip a glass of water if able to swallow.• Do not induce vomiting unless told to do so by a poison control center or doctor.• Do not give anything by mouth to an unconscious person.
IF ON SKIN OR CLOTHING:	<ul style="list-style-type: none">• Take off contaminated clothing.• Rinse skin immediately with plenty of water for 15-20 minutes.• Call a poison control center or doctor for treatment advice
IF IN EYES:	<ul style="list-style-type: none">• Hold eye open and rinse slowly and gently with water for 15-20 minutes.• Remove contact lenses, if present, after the first 5 minutes, then continue rinsing eye.• Call a poison control center or doctor for treatment advice.
IF INHALED:	<ul style="list-style-type: none">• Move person to fresh air.• If person is not breathing, call 911 or an ambulance, then give artificial respiration, preferably by mouth-to-mouth, if possible.• Call a poison control center or doctor for further treatment advice.
HOT LINE NUMBER	
Have the product container or label with you when calling a poison control center or doctor, or going for treatment. For emergency information concerning this product, call the poison control center at 1-800-222-1222.	
NOTE TO PHYSICIAN: here is no specific antidote for this product. Induce emesis or lavage stomach, taking care to avoid aspiration of stomach contents into lungs.	



This information is for promotional purposes only. Space considerations may require information to be omitted.
Always refer to the actual package for complete label verbiage. This product may not yet be available or approved for sale or use in your area.

PROPICONAZOLE 14.3 SELECT™

FUNGICIDE

**PRECAUTIONARY STATEMENTS
HAZARDS TO HUMANS AND DOMESTIC ANIMALS
CAUTION**

Harmful if swallowed. Harmful if absorbed through the skin. Harmful if inhaled. Causes moderate eye irritation. Avoid contact with skin, eyes, or clothing. Avoid breathing spray mist or vapor.

PERSONAL PROTECTIVE EQUIPMENT (PPE)

Some materials that are chemical-resistant to this product are listed below. If you want more options, follow the instruction for Category C on an EPA chemical-resistance category selection chart.

Applicators and other handlers must wear:

- Long-sleeved shirt and long pants
- Chemical-resistant gloves such as barrier laminate, butyl rubber, nitrile rubber, neoprene rubber, polyvinyl chloride (PVC), or Viton
- Shoes plus socks

Follow manufacturer's instructions for cleaning/maintaining PPE. If no such instructions for washables exist, use detergent and hot water. Keep and wash PPE separately from other laundry. Discard clothing and other absorbent materials that have been drenched or heavily contaminated with this product's concentrate. Do not reuse them.

ENGINEERING CONTROLS STATEMENT

When handlers use closed systems, enclosed cabs, or aircraft in a manner that meets the requirements listed in the Worker Protection Standard (WPS) for agricultural pesticides [40 CFR 170.240(d)(4-6)] the handler PPE requirements may be reduced or modified as specified in the WPS.

USER SAFETY RECOMMENDATIONS

Users should:

- Wash hands before eating, drinking, chewing gum, using tobacco, or using the toilet.
- Remove clothing/PPE immediately if pesticide gets inside. Then wash thoroughly and put on clean clothing.
- Remove PPE immediately after handling this product. Wash the outside of gloves before removing. As soon as possible, wash thoroughly and change into clean clothing.

ENVIRONMENTAL HAZARDS

This pesticide is toxic to fish. Do not apply directly to water, or to areas where surface water is present, or to intertidal areas below the mean high water mark. Do not contaminate water when disposing of equipment washwater.

PHYSICAL OR CHEMICAL HAZARDS


Do not use or store near or use with oxidizing agents.

DIRECTIONS FOR USE

It is a violation of Federal law to use this product in a manner inconsistent with its labeling. Do not apply this product in a way that will contact workers or other persons either directly or through drift. Only protected handlers can be in the area during applications. For any requirements specific to your State or Tribe consult the agency responsible for pesticide regulation.



PRIME SOURCE



This information is for promotional purposes only. Space considerations may require information to be omitted. Always refer to the actual package for complete label verbiage. This product may not yet be available or approved for sale or use in your area.

PROPICONAZOLE 14.3 SELECT™

FUNGICIDE

AGRICULTURAL USE REQUIREMENTS

Use this product only in accordance with its labeling and with the Worker Protection Standard 40 CFR Part 170. This Standard contains requirements for the protection of agricultural workers on farms, forests, nurseries and greenhouses, and handlers of agricultural pesticides. It contains requirements for training, decontamination, notification, and emergency assistance. It also contains specific instructions and exceptions pertaining to the statements on this label about personal protective equipment (PPE) and restricted-entry interval. The requirements in this box only apply to uses of this product that are covered by the Worker Protection Standard.

Do not enter or allow worker entry into treated areas during the restricted entry interval (REI) of 12 hours.

Exception: If the product is soil-injected or soil-incorporated, the Worker Protection Standard, under certain circumstances, allows workers to enter the treated area if there will be no contact with anything that has been treated. PPE required for early entry to treated areas that is permitted under the Worker Protection Standard and that involves contact with anything that has been treated, such as plants, soil, or water is:

- Coveralls
- Chemical-resistant gloves such as barrier laminate, butyl rubber, nitrile rubber, neoprene rubber, polyvinyl chloride (PVC) or Viton
- Shoes plus socks

NON-AGRICULTURAL USE REQUIREMENTS

The requirements in this box apply to uses of this product that are NOT within the scope of the Worker Protection Standard for agricultural pesticides (40 CFR Part 170). The WPS applies when this product is used to produce agricultural plants on farms, forests, nurseries or greenhouses.

Do not enter treated areas without protective clothing until sprays have dried.

FAILURE TO FOLLOW THE DIRECTIONS FOR USE AND PRECAUTIONS ON THIS LABEL MAY RESULT IN PLANT INJURY OR POOR DISEASE CONTROL.

INFORMATION

PROPICONAZOLE 14.3 SELECT is a systemic fungicide for use on turfgrasses for the control of dollar spot (*Sclerotinia homoeocarpa*), brown patch (*Rhizoctonia solani*), anthracnose (*Colletotrichum graminicola*), red thread (*Laetisaria fuciformis*), pink patch (*Limonomyces roseipellis*), rust (*Puccinia graminis*), powdery mildew (*Erysiphe graminis*), stripe smut (*Ustilago striiformis* and *Urocystis agropyri*), summer patch (*Magnaporthe poae*), necrotic ring spot (*Leptosphaeria korrae*), spring dead spot (*Leptosphaeria korrae*, *Leptosphaeria narmari*, *Ophiosphaerella herpotricha*, *Gaeumannomyces graminis*), take-all patch (*Gaeumannomyces graminis*), leafspot (*Bipolaris* spp., *Drechslera* spp.), gray leafspot (*Pyricularia grisea*), pink snowmold (*Microdochium nivale*), Fusarium patch (*Fusarium nivale*), gray snowmold (*Typhula* spp.), yellow patch (*Rhizoctonia cerealis*), and zoysia patch (*Rhizoctonia solani*).

PROPICONAZOLE 14.3 SELECT also controls numerous diseases on ornamentals and other landscape and nursery plantings. It controls powdery mildews, rusts, leafspots, scabs, and blights. Refer to the appropriate section for specified diseases and plants.

RESTRICTIONS

- Do not apply this product through any type of irrigation system.
- For outdoor uses, do not apply more than 5.4 gals of PROPICONAZOLE 14.3 SELECT per acre per calendar year on turf, nurseries (field), and landscape plantings.


MIXING INSTRUCTIONS

Fill the spray tank 1/2 to 3/4 full with water. Add the proper amount of PROPICONAZOLE 14.3 SELECT and then add the remainder of the water. Provide sufficient agitation during mixing and application to maintain a uniform emulsion. If PROPICONAZOLE 14.3 SELECT is tank mixed with other products, use the following sequence:

1. Always check the compatibility of the tank mix using a jar test with proportionate amounts of PROPICONAZOLE 14.3 SELECT, other chemicals to be used, and the water before mixing in the spray tank.
2. Provide sufficient jet or mechanical agitation during filling and application to keep the tank mix uniformly suspended.
3. Fill tank at least 1/2 full with clean water.



PRIME SOURCE



This information is for promotional purposes only. Space considerations may require information to be omitted. Always refer to the actual package for complete label verbiage. This product may not yet be available or approved for sale or use in your area.

PROPICONAZOLE 14.3 SELECT™

FUNGICIDE

4. Add wettable powders to the tank first allowing them to completely suspend in the tank before proceeding. Premixing the product in water before adding to the tank will hasten the process.
5. Add flowables or suspensions next.
6. Add PROPICONAZOLE 14.3 SELECT next.
7. Add emulsifiable concentrates last.
8. Do not leave tank mix combinations in the spray tank for prolonged periods without agitation. Mix and apply them the same day.

TANK MIXES

For broader spectrum control, PROPICONAZOLE 14.3 SELECT can be mixed with other fungicides. PROPICONAZOLE 14.3 SELECT is also compatible with numerous herbicides and insecticides. Check compatibility before tank mixing. Add Unite® (3 pts. per 100 gals.) to tank mixes which are incompatible. Follow the directions under MIXING INSTRUCTIONS for tank mixes. Follow all directions, precautions, and limitations on labeling of all products used in tank mixes. Tank mixtures or other applications of products referenced on this label are permitted only in those states in which the referenced products are registered.


TURFGRASS AND DICHONDRA DISEASE CONTROL

1. Use PROPICONAZOLE 14.3 SELECT in a preventive disease control program.
2. Apply in sufficient water to ensure thorough coverage.
3. Apply after mowing OR allow sprayed area to completely dry before mowing.
4. For control of foliar diseases, allow sprayed area to completely dry before irrigation.
5. For control of soil-borne diseases, PROPICONAZOLE 14.3 SELECT can be watered in after application.
6. Under conditions optimum for high disease pressure, use the higher rate and the shorter application interval.
7. For optimum turf quality and disease control, use PROPICONAZOLE 14.3 SELECT in conjunction with turf management practices that promote good plant health and optimum disease control.
8. Evaluate spray additives prior to use. Label directions are based on data obtained with no additives.
9. Before use of any fungicide, proper diagnosis of the organism causing the disease is important. Use of diagnostic kits or other means of identification of the disease organism is essential to determine the best control measures.
10. Do not apply more than 16 fl. oz. per 1,000 ft²/calendar year nor apply more than 5.4 gals. of product per acre per calendar year.
11. Do not graze animals on treated areas. Do not feed clippings from treated areas to livestock or poultry.
12. Bermudagrass can be sensitive to PROPICONAZOLE 14.3 SELECT. Do not exceed 4 fl. oz. per 1,000 ft² every 30 days on any variety of bermudagrass. In Florida, do not apply PROPICONAZOLE 14.3 SELECT to bermudagrass golf course greens when temperatures exceed 90°F.

Turfgrass - Specific Diseases, Rates, and Application Timing

Disease	Fl. Oz. Per 1,000 Sq. Ft.	Fl. Oz. Per Acre	Application Interval/Timing	Instructions
Dollar Spot (<i>Sclero-tinia homoeocarpa</i>)	0.5	22	7 days	Apply when conditions are favorable for disease development.
	0.5	22	14 days	Tank mix with low label rate of one of the following fungicides: Daconil® Weatherstick Daconil Ultrex
	1	44	21-28 days	Tank mix with low label rate of one of the following fungicides: Daconil® Weatherstick Daconil Ultrex Iprodione 2SE
	1-2	44-88	14-28 days	If using the 1-2 fl. oz. per 1,000 sq. ft. rate without tank mixing, make no more than 3 consecutive applications for dollar spot control before rotating to an alternate EPA registered fungicide having a different mode of action.

(continued)



This information is for promotional purposes only. Space considerations may require information to be omitted. Always refer to the actual package for complete label verbiage. This product may not yet be available or approved for sale or use in your area.


PROPICONAZOLE 14.3 SELECT™

FUNGICIDE

Turfgrass – Specific Diseases, Rates, and Application Timing (continued)

Disease	Fl. Oz. Per 1,000 Sq. Ft.	Fl. Oz. Per Acre	Application Interval/Timing	Instructions
Anthraxnose (<i>Colletotrichum graminicola</i>)	1-2	44-88	14-28 days	Apply when conditions are favorable for disease development. Use higher rates of PROPICONAZOLE 14.3 SELECT and shorter application intervals when disease pressure is high. For broad spectrum control, tank mix with a registered contact fungicide at the label rate. If disease is present, mix 2 fl. oz. of PROPICONAZOLE 14.3 SELECT per 1,000 sq. ft. with the label rate of the above mentioned contact fungicides.
Brown Patch (<i>Rhizoctonia solani</i>)	1-2	44-88	14-21 days	Begin applications in May or June before disease is present. Tank mix with a registered contact fungicide labeled for brown patch control at the label rate. Under conditions of high temperatures and high humidity, use the higher rates of PROPICONAZOLE 14.3 SELECT and shorter application intervals.
Powdery Mildew (<i>Erysiphe graminis</i>) Rust (<i>Puccinia graminis</i>)	1-2	44-88	14-28 days	Apply when conditions are favorable for disease development. If disease is present, use 2 fl. oz. of PROPICONAZOLE 14.3 SELECT per 1,000 sq. ft.
Red Thread (<i>Laetisaria fuciformis</i>) Pink Patch (<i>Limono-myces roseipellis</i>)	2	88	14-21 days	Apply when conditions are favorable for disease development.
Stripe Smut (<i>Ustilago striiformis</i>) (<i>Urocystis agropyri</i>)	1-2	44-88	Fall or Spring	Apply once in the fall after grass becomes dormant or in the early spring before grass starts to grow.
Gray Leafspot (<i>Pyricularia grisea</i>)	1-2	44-88	14 days	Apply when conditions are favorable for disease development. If using the 1 fl. oz. per 1,000 sq. ft. rate tank mix with a registered contact fungicide at the label rate.
Melting out, Leaf Spot (<i>Bipolaris spp.</i>) (<i>Drechslera spp.</i>)	1-2	44-176	14 days	Under light to moderate pressure apply PROPICONAZOLE 14.3 SELECT to reduce the severity of leaf spot and melting out caused by Helminthosporium-type pathogens. For broad spectrum disease control, tank mix the 1 fl. oz. PROPICONAZOLE 14.3 SELECT rate with a registered contact fungicide at the label rate. Tank mix the 1-2 fl. oz. per 1,000 sq. ft. PROPICONAZOLE 14.3 SELECT rate with a registered contact fungicide at the label rate.
Summer Patch Poa Patch (<i>Magna-porthe poae</i>)	2 4	88 176	14 days 28 days	Apply PROPICONAZOLE 14.3 SELECT beginning in April. Use the 4 fl. oz. per 1,000 sq. ft. rate on a 28-day schedule and the 2 fl. oz. per 1,000 sq. ft. rate on a 14-day schedule.
Take-All Patch (<i>Gaeumannomyces graminis</i>)	2-4	88-176	Spring and Fall	Apply PROPICONAZOLE 14.3 SELECT to reduce the severity of take-all patch. Make 1 to 2 fall applications in September and October or when night temperatures drop to 55°F and 1 to 2 spring applications in April and May depending on local specifications.

(continued)



This information is for promotional purposes only. Space considerations may require information to be omitted.
Always refer to the actual package for complete label verbiage. This product may not yet be available or approved for sale or use in your area.

PROPICONAZOLE 14.3 SELECT™

FUNGICIDE

Turfgrass – Specific Diseases, Rates, and Application Timing (continued)

Disease	Fl. Oz. Per 1,000 Sq. Ft.	Fl. Oz. Per Acre	Application Interval/Timing	Instructions
Spring Dead Spot (<i>Leptosphaeria korrae</i> , <i>Leptosphaeria narmari</i> , <i>Ophiosphaerella herpotricha</i> , <i>Gaeumannomyces graminis</i>)	4	176	30 days	Make 1 to 3 applications. For one application, apply in September or October. For multiple applications, begin sprays in August.
Necrotic Ring Spot (<i>Leptosphaeria korrae</i>)	4	176	Fall or Spring	Apply in fall and/or the early spring depending on local specifications.
Gray Snowmold (<i>Typhula spp.</i>) Pink Snowmold (<i>Microdochium nivale</i>)	2-4	88-176	Late Fall	Apply one application in the late fall before snow cover. Do not apply on top of snow. If using rates of 2 and 3 fl. oz., tank mix PROPICONAZOLE 14.3 SELECT with either PCNB or chlorothalonil at label rates to provide optimum disease control.
Fusarium Patch (<i>Fusarium nivale</i>)	2-4	88-176	Fall-Early Spring	Apply when conditions are favorable for disease development.
Yellow Patch (<i>Rhizoctonia cerealis</i>)	3-4	130-176	Late Fall	Apply one application in the late fall before snow cover. Do not apply on top of snow. If using a 3 fl. oz. per 1,000 sq. ft. rate, tank mix with a registered contact fungicide at the label rate.
Zoysia Patch, large patch of zoysia (<i>Rhizoctonia solani</i>)	3-4	130-176	Early Fall	Make one application in the early fall (mid-September to mid-October) prior to development of disease symptoms. Consult local turfgrass extension experts to determine the optimum application timing for your area.

Dichondra – Specific Disease, Rates, and Application Timing


Disease	Fl. Oz. Per 1,000 Sq. Ft.	Fl. Oz. Per Acre	Application Interval/Timing	Instructions
Dichondra Rust (<i>Puccinia dichondrae</i>)	2	88	14-21 days	Apply when conditions are favorable for disease development.

ESTABLISHMENT OF COOL-SEASON TURFGRASS

PROPICONAZOLE 14.3 SELECT provides control of many diseases of turf and its primary use is as a fungicide for use against the diseases listed on this label. As an additional benefit, PROPICONAZOLE 14.3 SELECT will improve the establishment rate when it is applied to cool-season grass seedlings or sod.

New Seedlings: Apply 1 fl. oz. per 1,000 sq. ft. at the 2- to 3-leaf stage of growth for faster root development and top growth.

Sod: Apply 1 fl. oz. per 1,000 sq. ft. 2 to 6 weeks before cutting for increased sod knitting and faster establishment after laying.



This information is for promotional purposes only. Space considerations may require information to be omitted. Always refer to the actual package for complete label verbiage. This product may not yet be available or approved for sale or use in your area.

PROPICONAZOLE 14.3 SELECT™

FUNGICIDE

DISEASE CONTROL IN NURSERIES (FIELD) AND LANDSCAPE PLANTINGS

1. Use PROPICONAZOLE 14.3 SELECT in a preventive disease control program. To determine the use directions for controlling a disease on an ornamental plant species, select the plant species in **Table 1**. The number in parentheses following the plant species refers you to the disease(s) controlled in **Table 2**. Find the disease in **Table 2**. The letter in brackets following the disease refers you to the application regime in **Table 3**.
2. Allow spray to dry before overhead irrigation is applied.
3. Optimum benefit of PROPICONAZOLE 14.3 SELECT is obtained when used in conjunction with sound disease management practices.

Application Instructions and Use Rates

Use PROPICONAZOLE 14.3 SELECT at rates of 2-24 fl. oz. per 100 gals. of water for control of diseases of ornamental plant species (see **Tables 1, 2, and 3**).


Note: For outdoor uses, you can apply up to 5.4 gals. of PROPICONAZOLE 14.3 SELECT per acre per crop per calendar year.

For disease control in landscapes, apply 6-8 fl. oz. per 100 gals. of water every 21 days. For best control, begin PROPICONAZOLE 14.3 SELECT applications before disease development.

Note On Plant Tolerance: Plant tolerances to PROPICONAZOLE 14.3 SELECT have been found acceptable for the specific genera and species of plants listed under the DIRECTIONS FOR USE section of this label. Other plant species could be sensitive to PROPICONAZOLE 14.3 SELECT and diseases other than those listed may not be controlled. **Do not apply PROPICONAZOLE 14.3 SELECT to African violets, Boston fern, or geraniums.** Apply the specified rates for a particular type of disease, i.e. rust, powdery mildew, etc., and evaluate for phytotoxicity and disease control prior to widespread use.



PRIME SOURCE



This information is for promotional purposes only. Space considerations may require information to be omitted.
Always refer to the actual package for complete label verbiage. This product may not yet be available or approved for sale or use in your area.

PROPICONAZOLE 14.3 SELECT™

FUNGICIDE

Table 1: Ornamentals – Plant Species

Numbers in parentheses refer to diseases controlled. See Table 2.

Herbaceous Ornamentals

*Ajuga (6)
Calendula (4a)
Carnation (5f)
Chrysanthemum (2a)
Delphinium (4a)
English Ivy (3e)
*German statice (6)
Gomphrena (3a)
*Hollyhock (6)
Impatiens (3a, 3b, 4a)
Iris (5d)
*Liriope (6)
Marigold (3a)
Monarda (4c)
*Peony (6)
Phlox (4c)
Snapdragon (5d)
Sweet William (Dianthus barbatus) (3k)
*Vinca (6)
Zinnia (4c)


Woody Ornamentals

Amelanchier (4d)
Ash (4c)
Azalea (2c, 4b)
Bayberry (3n)
Camelia (3e)
*Candytuft (6)
Cotoneaster (3i)
Crabapple (3c, 3q, 4c, 5a)
Crape Myrtle (4a)
Dogwood (3h, 4c)
Douglas Fir (5b)
Elm (4c)
Euonymus (3e, 4c)
Hawthorn (5a)
Holly (3r)
Juniper (1a)
Lilac (4c)
Linden (3e, 3b, 4b)
Magnolia (3e, 4b)
Maple (3e, 4f)
Oaks (3p)
Pines (1b, 1c)
Poplars (5b)
*Privet (6)
Pyracantha (3o)
*Redbud (6)
Red Tip Photinia (3i)
Raphiolepis (3e, 3i)
Rhododendron (2c, 3n)
Roses (3g, 4e, 5c)
(Outdoor Use Only)
Shasta Fir (5e)
Sweet Gum (3b, 3c, 3n)
Sycamore (3e)
Tulip tree (3e, 4a)
Wax myrtle (3n)

**Nonbearing Fruits and Nuts
(Nurseries and Landscape Plantings)**

Apple (3q, 4d, 5a)
Bartlett Pear (3q, 4c, 5a)
Cherry (2b, 3d)
Citrus (3m)
Nectarine (2b)
Peach (2b)
Pecan (3b, 3c, 3f, 3l, 3n, 4e)
Plum (2b)
Walnut (3j)

*Not registered for use in California



This information is for promotional purposes only. Space considerations may require information to be omitted.
Always refer to the actual package for complete label verbiage. This product may not yet be available or approved for sale or use in your area.

PROPICONAZOLE 14.3 SELECT™


FUNGICIDE

Table 2. Diseases

Letters in brackets refer to application regimes. See Table 3.

1. Conifer Blights
 - a. *Phomopsis juniperovora* (Phomopsis Blight) [B]
 - b. *Sirococcus strobolus* (Tip Blight) [D]
 - c. *Sphaeropsis sapinea* (Diplodia Tip Blight) [B]
2. Flower Blight
 - a. *Ascochyta chrysanthemi* (Ray Blight) [C]
 - b. *Monilinia* spp. [A]
 - c. *Ovulinia* spp. [B]
3. Leaf Blights/Spots
 - a. *Alternaria* spp. [B]
 - b. *Cercospora* spp. (Brown Leaf Spot) [C]
 - c. *Cladosporium* spp. (Scab) [C]
 - d. *Coccomyces hiemalis* [A]
 - e. *Colletotrichum* spp. [B]
 - f. *Cristulariella* spp. (Zonate Leafspot) [C]
 - g. *Diplocarpon rosae* (Blackspot) [B]
 - h. *Discula* spp. (Anthracnose) [A]
 - i. *Fabraea maculata* (syn. *Entomosporium maculata*) [B]
 - j. *Gnomonia leptostyla* (Anthracnose) [C]
 - k. *Heterosporium echinulatum* [B]
 - l. *Mycosphaerella caryigena* (Downy Spot) [C]
 - m. *Mycosphaerella fruticola* (Greasy Spot) [E]
 - n. *Septoria* spp. (Leaf Scorch) [C]
 - o. *Spilocaea pyracanthae* [B]
 - p. *Tubakia dryina* [D]
 - q. *Venturia inaequalis* (Scab) [A]
 - r. *Rhizoctonia Web Blight* [B]*
4. Powdery Mildew
 - a. *Erysiphe* spp. [B]
 - b. *Microsphaera* spp. [C]
 - c. *Oidium* spp. [B]
 - d. *Podosphaera* spp. [B]
 - e. *Sphaerotheca pannosa* [B]
 - f. *Phyllactinia* spp. [B]*
5. Rust
 - a. *Gymnosporangium juniperi-virginianae* [A]
 - b. *Melampsora occidentalis* [D]
 - c. *Phragmidium* spp. [B]
 - d. *Puccinia* spp. [B]
 - e. *Pucciniastrum goeppertianum* [D]
 - f. *Uromyces dianthi* [B]
6. Rust Powdery Mildew, etc. [F]*

*Not registered for use in California



This information is for promotional purposes only. Space considerations may require information to be omitted.
Always refer to the actual package for complete label verbiage. This product may not yet be available or approved for sale or use in your area.

PROPICONAZOLE 14.3 SELECT™

FUNGICIDE

Table 3. Application Regimes

[A] Mix 2-4 fl. oz. of PROPICONAZOLE 14.3 SELECT in 100 gals. of water and apply as a full coverage spray to the point of drip. Apply every 14-21 days during the period of primary infection. If disease is present, tank mix with an EPA-registered contact fungicide. For flower blight, apply PROPICONAZOLE 14.3 SELECT when there is 5-10% bloom and again at 70-100% bloom. For dogwoods, apply the 2-4 fl. oz. rate every 14 days or apply 8 fl. oz. of PROPICONAZOLE 14.3 SELECT every 28 days.

[B] Mix 5-8 fl. oz. of PROPICONAZOLE 14.3 SELECT in 100 gals. of water and apply as a full coverage spray to the point of drip. Apply as needed beginning when conditions are favorable for disease development. For blackspot, apply with a registered contact fungicide labeled for blackspot. For calendula, apply every 30 days. For diplodia tip blight, make 3 applications every 14 days prior to major period of infection. For juniper phomopsis blight, make first application as soon as junipers start to grow and repeat the applications every 14-21 days during periods of active growth.

[C] Mix 8-12 fl. oz. of PROPICONAZOLE 14.3 SELECT in 100 gals. of water and apply as a full coverage spray to the point of drip. Apply every 30 days beginning when conditions are favorable for disease development. For pecans, apply the 12 fl. oz. rate beginning at bud break. Apply 3 times at 14-day intervals. For walnut, apply 8.5 fl. oz. at 14- to 21-day intervals. For ray blight, apply 12 fl. oz. at 7-day intervals or 20 fl. oz. at 14-day intervals. For impatiens, bayberry, linden, magnolia, sweet gum, and wax myrtle, the maximum use rate is 8 fl. oz. per 100 gals. of water.

[D] Mix 16 fl. oz. of PROPICONAZOLE 14.3 SELECT in 100 gals. of water and apply as a full coverage spray to the point of drip. Apply every 14 to 28 days beginning when conditions are favorable for disease development. For Douglas fir needle rust, apply once in May. For tip blight, initiate applications in mid to late winter and apply 3 times at 2 month intervals.

[E] Mix 20-24 fl. oz. of PROPICONAZOLE 14.3 SELECT in 100 gals. of water and apply as a full coverage spray to the point of drip. Apply during June to August time period.

[F] Apply 6-8 fl. oz. per 100 gals. Crop tolerance has been demonstrated on these ornamental plants at this rate; however, you must follow the **Note On Plant Tolerance** section of this label above for phytotoxicity and disease control precautions.

Note: To avoid possible illegal residues, do not apply to apple, Bartlett pear, cherry, citrus, nectarine, peach, pecan, plum, or walnut trees that will bear harvestable fruit within 12 months.

A FLARE ROOT-INJECTED SYSTEMIC FUNGICIDE FOR CONTROL OF SELECTED DISEASES IN TREES NOT REGISTERED FOR THIS USE IN CALIFORNIA.

Product Information

PROPICONAZOLE 14.3 SELECT is a systemic fungicide for use as a flare root injection for prevention and treatment of (1) oak wilt (*Cera-tocystic fagacearum*) of oaks (*Quercus* spp.) (2) Dutch elm disease (*Ophiostroma ulmi*) of elms (*Ulmus* spp.) (3) sycamore anthracnose (*Apiognomonia veneta*) (4) leaf diseases (i.e. *Venturia inaequalis*, *Gymnosporangium juniperi-virginianae*, *Pucciniastrum goeppertianum*, etc.) of crabapple (*Malus* spp.) and (5) laurel wilt, redbay, and other lauraceae species (excluding avocado). It is advised that PROPICONAZOLE 14.3 SELECT be administered by trained arborists or others trained in injection techniques and in the identification of tree diseases.


Note: The active ingredient in PROPICONAZOLE 14.3 SELECT has been shown to be safe on a wide range of plant species.

Correct Location for Injector Placement

The flare root area is the transitional zone between the trunk and the root system. Uptake and distribution of PROPICONAZOLE 14.3 SELECT is more effective when injections are made into the flare roots. In addition, wounds created in the flare root area close more rapidly in comparison to wounds above the flare root area.

Tree Preparation

1. Carefully shave heavy, thick, or loose outer bark to form a smoother injection point and to ensure the operator that the drill hole penetrates through the bark to the xylem.
2. If the flare roots are not clearly exposed, carefully remove 2 to 4 inches of soil from the base of the tree to uncover the top of the flare roots. Brush away loose soil.
3. Drill holes through the bark, into sapwood, using a clean sharp drill bit. Allow adequate drill hole diameter for insertion of injection tees and formation of air tight contact between active xylem and the delivery point of the injection tees. A drill hole diameter of 7/32 – 5/16 inch for elms, sycamores, and crabapples and 5/16 inch for oaks is appropriate. Follow manufacturer's instructions for the particular injection device used in the treatment. Drill hole depth adequately to deliver the product into active xylem tissue. Generally 3/4 inch depth is appropriate but trees with thick bark could require increased drill hole depth to reach the active xylem layer. Space injectors 3 to 6 inches apart around the base of the tree. Do not drill in the valleys between the flare roots or into cankered areas. Drill above these areas into the trunk then continue again into sound sapwood on the flares.



This information is for promotional purposes only. Space considerations may require information to be omitted. Always refer to the actual package for complete label verbiage. This product may not yet be available or approved for sale or use in your area.

PROPICONAZOLE 14.3 SELECT™

FUNGICIDE

4. Disinfect the drill bit between trees with household bleach (20% solution), ethanol, or other disinfectant. Rinse bit with clean water after disinfecting.
5. Insert into the drilled holes the injection ports (tees) which are connected to plastic tubing. The tubing must have inlet and outlet valves.
6. Mix the specified amount of PROPICONAZOLE 14.3 SELECT and water thoroughly in the tank before beginning the injection treatment.

Tree measurement

Measure the diameter of the tree using a tree diameter-tape (D-tape) at 4½ feet above the ground. This is the diameter at breast height (DBH). If only a regular tape is available, measure the tree circumference and divide that number by 3.14. For crabapples, measure the diameter at the point where the tree begins to branch.

Preparation of Injection Solution

Dilute 10 ml of PROPICONAZOLE 14.3 SELECT in up to 1 liter of water per inch DBH. Refer to the following table as an example of the amounts of PROPICONAZOLE 14.3 SELECT and water to use.

DBH inches	Treatment Level (ml)	Water Volume* (liters)
5	50	5
10	100	10
15	150	15
20	200	20
25	250	25
30	300	30
35	350	35
40	400	40

*Use up to amount indicated.

Injection

For pressurized injections with the outlet valve open, connect the tank to the inlet valve and begin pumping solution until all air bubbles come out of the outlet valve. Direct the solution into a container and return the solution to the tank. Shut off the outlet valve. Pressurize tank to 20 to 30 psi. Check for leaks and gently tap in tees if necessary. Maintain continuous pressure on the injection system until the full amount of solution is in the tree.

After injection is complete, remove injection tees and leave drill holes unplugged. A water flush to cleanse the hole will assist with wound closure. Replace soil around the tree. It is not necessary to treat the drill holes with wound paint or other sealing compounds.

Contact your local extension agent for more details on tree injection. The injection system described is meant as an example; please refer to manufacturer's instructions when using other types of tree injection systems.

Re-treatment


At the initial injection of PROPICONAZOLE 14.3 SELECT, take notes on the level of disease in each tree. Reevaluate disease level in trees at 12-month intervals after treatment for the potential need for re-treatment with PROPICONAZOLE 14.3 SELECT. Consider preventive applications 12 to 36 months after the initial injection. Evaluate trees in high disease risk areas or high value trees for possible re-treatment 12 months after each treatment. Follow application procedures described above for repeat injections, new drill holes will be needed for subsequent treatments.

OAK WILT, OAKS

Preventive and Therapeutic Treatment

Use 10 ml of PROPICONAZOLE 14.3 SELECT in up to 1 liter of water per inch DBH. For very high disease pressure, use 20 ml of PROPICONAZOLE 14.3 SELECT per inch DBH.

In the upper Midwest, treat oaks after June 15. Wounds in oaks in the upper Midwest between May 15 and June 15 attract insects that transmit the oak wilt pathogen.



This information is for promotional purposes only. Space considerations may require information to be omitted.
Always refer to the actual package for complete label verbiage. This product may not yet be available or approved for sale or use in your area.

PROPICONAZOLE 14.3 SELECT™

FUNGICIDE

Oak trees exhibiting less than 20% crown loss from oak wilt have the best chance of responding to treatment by PROPICONAZOLE 14.3 SELECT. Preventive application is more effective than therapeutic treatment. Trees in advanced stages of disease development may not respond to treatment.

Uninfected trees will generally absorb the full amount of PROPICONAZOLE 14.3 SELECT water solution within 2 hours when injected under pressure. Consider trees exhibiting specific symptoms or those symptomless trees immediately adjacent to a diseased tree infected. Symptomless trees separated by a primary plow line from diseased trees may be at less risk of infection. Infected trees will absorb the material more slowly due to the vascular plugging caused by the disease. If the PROPICONAZOLE 14.3 SELECT solution is not absorbed within 24 hours, the tree is considered high risk and has a poor chance of survival.

See the **INFORMATION** section for details on re-treatment.

ANTHRACNOSE, SYCAMORE

Preventive Treatment

Use 10 ml of PROPICONAZOLE 14.3 SELECT in up to 1 liter of water per inch DBH. For trees less than 10 inches DBH, use 6 ml of PROPICONAZOLE 14.3 SELECT per inch DBH. Make applications when the trees are in full leaf and actively growing for control of the next season's anthracnose development.

See the Product Information section of this label for details on re-treatment.

LEAF DISEASES, CRABAPPLES

Preventive Treatment

Use 10 ml of PROPICONAZOLE 14.3 SELECT in up to 1 liter of water per inch trunk diameter. For trees less than 10 inches in trunk diameter, use 6 ml per inch trunk diameter. Make applications when the trees are in full leaf and actively growing for control of the next season's leaf disease development. Disease symptoms may not be reduced the year of application.

See the Product Information section of this label for details on re-treatment.

Note: Do not use fruit from treated trees for feed or food purposes.

DUTCH ELM DISEASE IN ELMS

Preventive and Therapeutic Treatment

Use 6-10 ml of PROPICONAZOLE 14.3 SELECT in up to 1 liter of water per inch DBH. For very high disease pressure, use 20 ml of PROPICONAZOLE 14.3 SELECT per inch DBH.

Notes: (1) Accurate diagnosis of Dutch elm disease is important since PROPICONAZOLE 14.3 SELECT only provides control of Dutch elm disease in elms. (2) PROPICONAZOLE 14.3 SELECT will be most effective when used in conjunction with other cultural practices for management of Dutch elm disease (removal of dead elm trees, pruning of diseased tree limbs and branches, control of bark beetles, etc.). (3) Preventive applications can be made at 6 to 10 ml/inch DBH. The 6 ml rate provides 24 months control and the 10 ml rate provides 36 months control. (4) Make therapeutic treatment in trees showing disease symptoms at 10-20 ml/inch DBH. Re-treatment may be needed every 12 to 36 months. Trees in advanced stages of disease development may not respond to treatment. For further information on the proper diagnosis and control of Dutch elm disease, consult your local extension agent.

See the Product Information section of this label for details on re-treatment.

LAUREL WILD, RED BAY AND OTHER LAURACEAE SPECIES (EXCLUDING AVOCADO)

Do not apply PROPICONAZOLE 14.3 SELECT to any plant in the Lauraceae family that produces fruit or other plant parts that may be used for human or animal consumption.

Do not apply PROPICONAZOLE 14.3 SELECT to bearing or nonbearing avocados.


Preventive Treatment

Use 20 ml of PROPICONAZOLE 14.3 SELECT in up to 0.3 liter of water per inch DBH. Make applications to healthy trees when the trees are in full leaf and actively growing and prior to disease symptoms. PROPICONAZOLE 14.3 SELECT will be most effective when used in conjunction with control of ambrosia beetle, the laurel wilt insect vector.

See the Product Information section of this label for details on re-treatment.



PRIME SOURCE



This information is for promotional purposes only. Space considerations may require information to be omitted.
Always refer to the actual package for complete label verbiage. This product may not yet be available or approved for sale or use in your area.

PROPICONAZOLE 14.3 SELECT™

FUNGICIDE

STORAGE AND DISPOSAL

Do not contaminate water, food or feed by storage or disposal.

PESTICIDE STORAGE: Store in original container in a cool area out of the reach of children.

PESTICIDE DISPOSAL: Pesticide wastes are toxic. Improper disposal of excess pesticide, spray mixture or rinsate is a violation of Federal law. If these wastes cannot be disposed of according to label instructions, contact your State Pesticide or Environmental Control Agency or the Hazardous Waste representative at the nearest EPA Regional Office for guidance in proper disposal methods.

CONTAINER HANDLING: Nonrefillable Container: Nonrefillable container. Do not reuse or refill this container. Offer for recycling, if available. Triple rinse container (or equivalent) promptly after emptying. Triple rinse as follows: Empty the remaining contents into application equipment or a mix tank and drain for 10 seconds after the flow begins to drip. Fill the container 1/4 full with water and recap. Shake for 10 seconds. Pour rinsate into application equipment or a mix tank or store rinsate for later use or disposal. Drain for 10 seconds after the flow begins to drip. Repeat this procedure two more times. Then offer for recycling if available or reconditioning if appropriate or puncture and dispose of in a sanitary landfill or by incineration.

CONDITION OF SALE AND LIMITATION OF WARRANTY AND LIABILITY

NOTICE: Read the entire Directions for Use and Conditions of Sale and Limitation of Warranty and Liability before buying or using this product. If the terms are not acceptable, return the product at once, unopened, and the purchase price will be refunded.

The Directions for Use of this product must be followed carefully. It is impossible to eliminate all risks inherently associated with the use of this product. Ineffectiveness or other unintended consequences may result because of such factors as manner of use or application, weather, presence of other materials or other influencing factors in the use of the product, which are beyond the control of Prime Source, LLC or Seller. To the extent consistent with applicable law, all such risks shall be assumed by Buyer and User, and Buyer and User agree to hold Prime Source, LLC and Seller harmless for any claims relating to such factors.

Prime Source, LLC warrants that this product conforms to the chemical description on the label and is reasonably fit for the purposes stated in the Directions for Use, subject to the inherent risks referred to above, when used in accordance with directions under normal use conditions. This warranty does not extend to the use of this product contrary to label instructions or under conditions not reasonably foreseeable to or beyond the control of Seller or Prime Source, LLC, and Buyer and User assume the risk of any such use. TO THE EXTENT CONSISTENT WITH APPLICABLE LAW, PRIME SOURCE, LLC MAKES NO WARRANTIES OF MERCHANTABILITY OR OF FITNESS FOR A PARTICULAR PURPOSE NOR ANY OTHER EXPRESS OR IMPLIED WARRANTY EXCEPT AS STATED ABOVE.

To the extent consistent with applicable law, neither Prime Source, LLC nor Seller shall be liable for any incidental, consequential or special damages resulting from the use or handling of this product. TO THE EXTENT CONSISTENT WITH APPLICABLE LAW, THE EXCLUSIVE REMEDY OF THE USER OR BUYER, AND THE EXCLUSIVE LIABILITY OF PRIME SOURCE, LLC AND SELLER FOR ANY AND ALL CLAIMS, LOSSES, INJURIES OR DAMAGES (INCLUDING CLAIMS BASED ON BREACH OF WARRANTY, CONTRACT, NEGLIGENCE, TORT, STRICT LIABILITY OR OTHERWISE) RESULTING FROM THE USE OR HANDLING OF THIS PRODUCT, SHALL BE THE RETURN OF THE PURCHASE PRICE OF THE PRODUCT OR, AT THE ELECTION OF PRIME SOURCE, LLC OR SELLER, THE REPLACEMENT OF THE PRODUCT.

Prime Source, LLC and Seller offer this product, and Buyer and User accept it, subject to the foregoing Conditions of Sale and Limitation of Warranty and Liability, which may not be modified except by written agreement signed by a duly authorized representative of Prime Source, LLC.

Daconil® is a registered trademark of a Syngenta Group Company.

EPA approval date Nov. 6, 2013